




Safer Internet Day at Christ Church Junior School



ALL FUN AND GAMES



Exploring respect and
relationships online



Safer Internet Day at Christ Church
Year 3 , Year 4 , Year 5 , Year 6



Admin

Right guys it's Safer Internet Day on the 8th February this year and we need Christ Church Junior School to help educate everyone on how to stay safe online.



Year 3
Yes! Sounds great. What's this year's theme?

Admin

All Fun and Games?



Year 3
We love games! Right, we will do privacy settings.



Year 4
We're in. We will look at sharing information.



Year 5
Don't forget us! We will tell everyone about passwords.

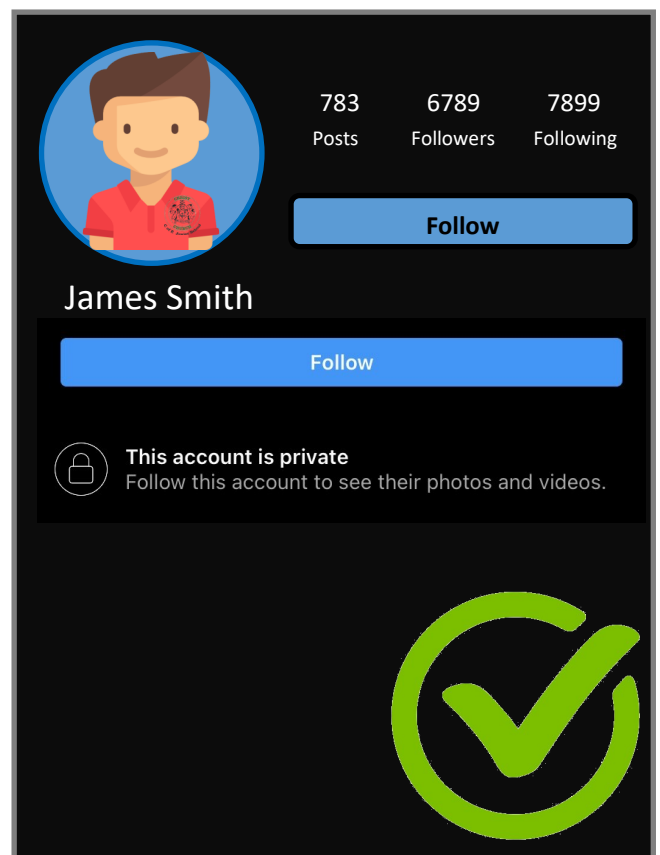
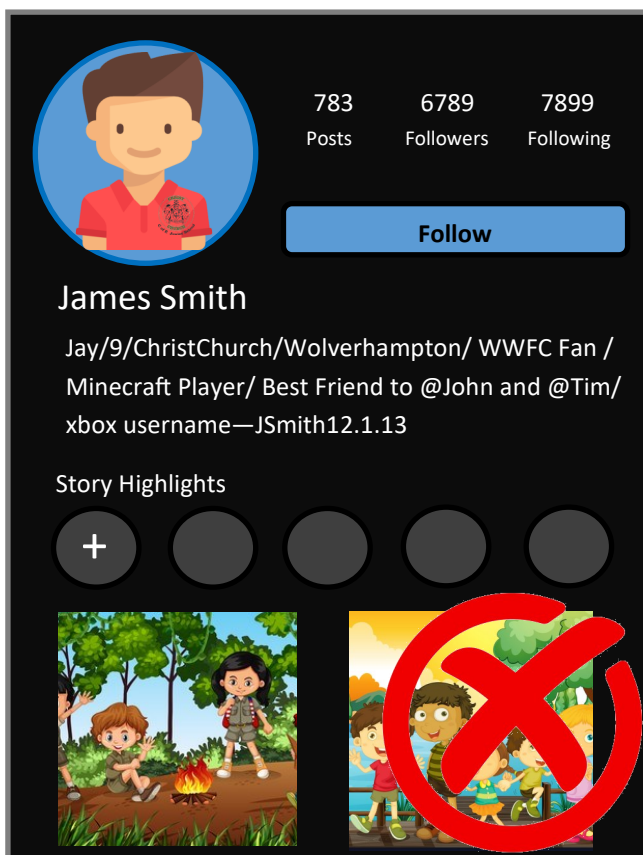


Year 6
Us too, we will take the topic of who you are talking to.

Privacy Settings

With profiles online, you can change the levels of privacy for more protection. It is better to make sure strangers can't see any of your personal information that may be on your

Which one would you like strangers to see?



Privacy settings are important as they control how much people can see of your account. It is better if you don't show pictures of yourself to strangers and keep as many details private as you can. Some details such as passwords and log in details shouldn't be shared with anyone— even your friends.

How to change your privacy settings



To change privacy settings, you can go onto the settings section of most social media and gaming profiles. Make sure you check your privacy settings with parents/carers to ensure you are fully protected. With some devices it may also be possible to put parental controls on to help keep you even safer.

Personal Information

Year 3 have explained about privacy settings which help us stop sharing personal information with strangers who are not our friends, but what about people who we are already friends with?

- D**on't share personal information.
- O**nly use nicknames for usernames, not real names or dates of birth.
- N**o. You are allowed to say no and refuse to chat to people you don't want to or don't know.
- T**oo much information online isn't needed. Tell your friends in person.

Things to think about

- **Only talk to people you know.**
- **Usernames shouldn't have personal information in such as your full name or part of your date of birth.**
- **Use avatars as profile pictures instead of real pictures or check your not giving away too much information e.g. wearing your school uniform.**

Remember, you never know who is on the other side of the screen. Even though they might claim they are the same age of you, they may not be telling the truth.

Is Your



Password

Safe?

Making a good password is very important. If you don't make a strong password, it will be easier for other people to hack into your device. As soon as they've hacked into it, they can access all of your personal information.



Passwords

Here are some examples of weak ones:

123456

1234567890

Qwerty

11111

Ilikeapples

These passwords are weak as they are easy to guess and some of them are also in the most used passwords list.

And here are some strong ones:

Yes_boid4b4by<.yyx

Lop456_<.>J

K5-m@3pkMH-g5Q

How to make a strong password:

Choose something random like I like juicy pears
and convert it into an acronym: iljp

Make some letters capitals: iLjp

Add some random numbers: i36LJ4p8

Add some symbols: i3,6-LJ4*@p8

Add a smiley: i3,6-LJ4*@p8:)

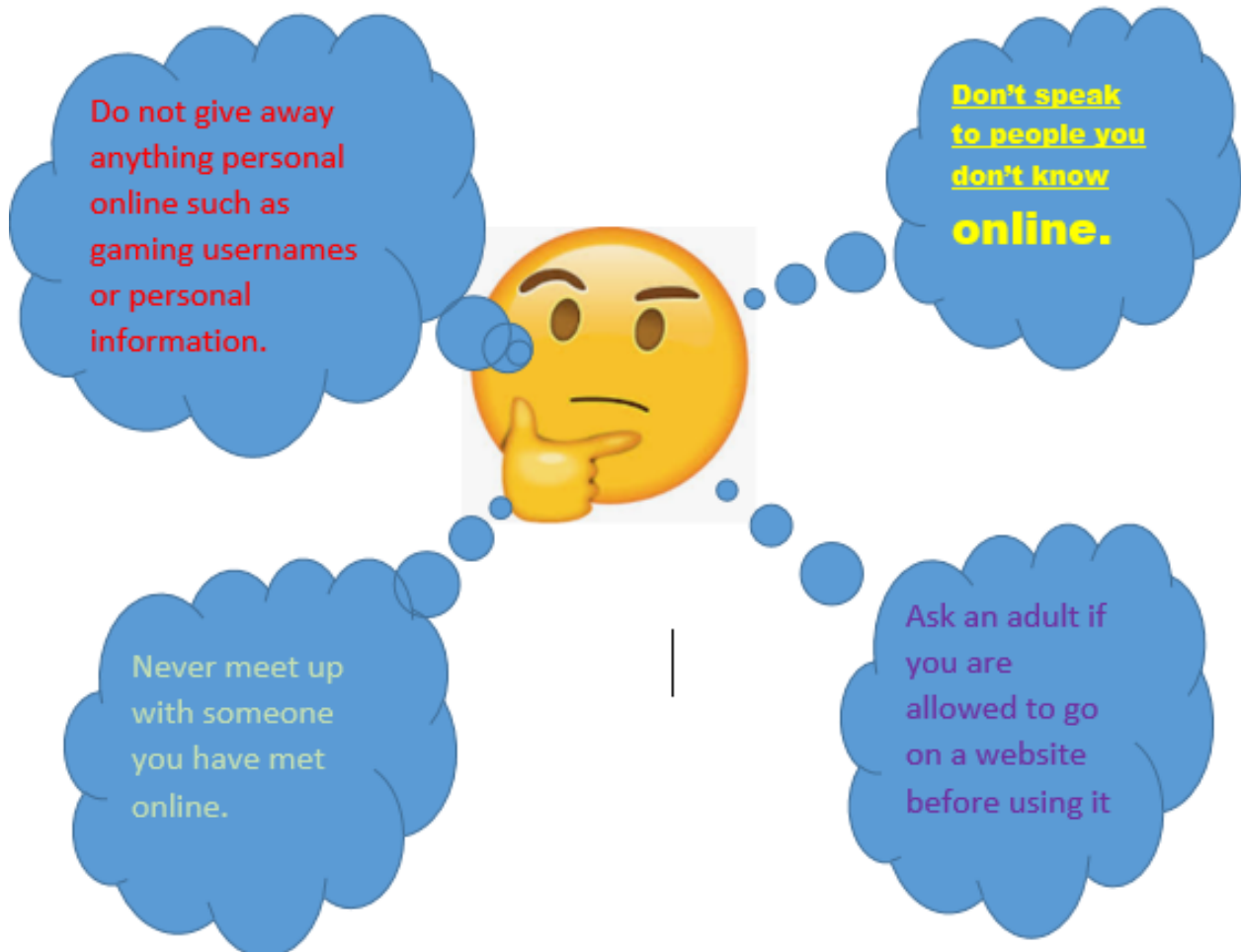
**If you would like to check the strength of your password
you can do so here.**



Do you know who you are talking to?

Being safe is very important when gaming online especially when you're on non-trustable websites and when you are playing with people who you don't know. Thankfully you can learn how to stay safe by:

- Checking if your search bar has Https or a green lock in the corner. If there isn't anything there then there is a high chance that it's unsafe
- Never invite/meet anyone you don't know even if they claim to know you
- Don't click on links that seem unreal or from people you have texted recently
- Don't share your personal details
- If someone is threatening you online tell an adult you trust and block them.



ALL FUN AND GAMES



Exploring respect and relationships online



Information for Parents

With the impacts of Covid since 2020 the gaming industry has grown dramatically, studies suggest there was a global increase of people gaming by 39%. This has led to more companies designing games for people to access easily from home.

At Christ Church we are aware that the growth of technology offers many new experiences for children to enjoy and benefit from. However, we are also aware of the ever-growing risks of technology so we are keen to ensure children are educated on the risks and know how to avoid them.

NSPCC (<https://www.nspcc.org.uk/keeping-children-safe/online-safety/online-games/>) list things to consider if your child plays games online:

- Age ratings of games they play
- Messaging and contact functions on the games
- In-game purchases
- Trolling, griefing and scams
- How to report problems

They also list ways to help parents with things to consider:

- Check the content of the game
- Change settings
- Create a family agreement
- Communicate with your child about the games they are playing

For more information or links to useful websites please visit our e-safety page on the school website.

SCAN ME

